

POWERLOK RACK PDU SPECIFICATION

Specific Configurations

COLOR	CARBON		RED		WHITE		BLUE	
WHIP LENGTH	6 FT	10 FT	6 FT	10 FT	6 FT	10 FT	6 FT	10 FT
MONITORED MODEL	PL8351M-06C	PL8351M-10C	PL8351M-06R	PL8351M-10R	PL8351M-06W	PL8351M-10W	PL8351M-06B	PL8351M-10B
SWITCHED READY MODEL	PL8351S-06C	PL8351S-10C	PL8351S-06R	PL8351S-10R	PL8351S-06W	PL8351S-10W	PL8351S-06B	PL8351S-10B
DESCRIPTION	RACK PDU, 36", 20A 120/208V WYE 3PH, 21-C13, L21-20P, CORDLOK							
MONITORING	REMOTE COMM & UNIT DISPLAY, ENVIROLOK READY							
SWITCHING	REMOTE COMM & UNIT DISPLAY, ENVIROLOK READY, SWITCHLOK READY							
POWER	20A 120/208V 3PH (5.7 kW)							
PLUG TYPE	L21-20P							
UNIT LENGTH	36 INCHES							
RECEPTACLES	21-C13							
CORDLOK	YES							

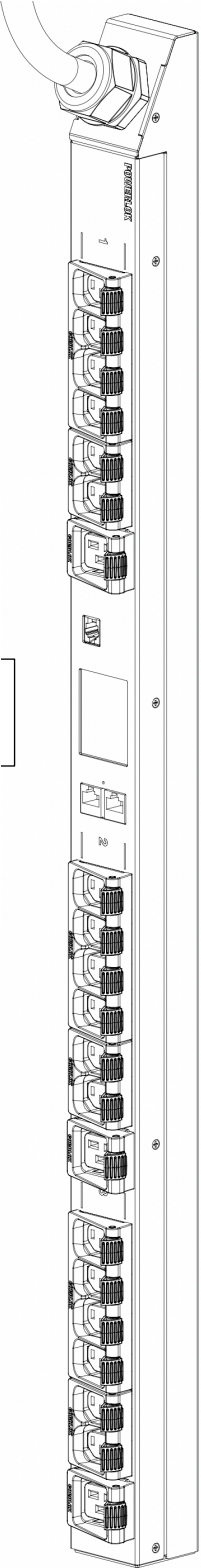
Universal Specification

Over Current Protection	None
Power Whip	See PDU Ratings Table - page 2
Heavy Steel - Powder Coat Color	Per PowerLok specific configuration for color
Rack PDU Type	Vertical Rack-mount
Toolless Mounting: Center Spacing	24.50"
Manufactured in the USA	Yes
Product Warranty	7-year from date of shipment, repair or replace.
Certification/Agency Approvals	TUV Certified to UL/CSA 60950-1 with NOM Addendum for Mexico, FCC Part 15 Class A conformance, RoHS compliant
Operating Environment	0-60C (32-149F), 5-95% relative humidity, 0-10,000ft (0-3000 meters) elevation.
Storage Environment	-25-65C (-13-149F), 5-95% relative humidity, 0-10,000ft (0-3000 meters) elevation.
Chassis Dimensions (LxWxD)	35.98"L x 2.18"W x 2.0"D
Package Dimensions (LxWxD)	49.0"L x 22.0"W x 4.8"D (3&4-Pack), 49.0"L x 11.0"W x 4.8"D (1&2-Pack)
Pallet Dimensions (LxWxD)	49"L x 44"W x 5.0"D
Rack PDU Weight	11.3 lbs.
Packaged Weight (each)	13.3 lbs.

Monitored & Switched Versions Only

Monitoring Accuracy	Voltage: +/- 0.5% at nominal. Current: within 0.5% from 1A to 30A typical. +/-1% of measurement from 500mA to 30A.
Total Unit & Group Monitoring	Aggregate (kWh, W, VA) plus Phase: A, B, C Line Currents, plus Group: 1, 2, 3 Monitoring (kWh, W, VA, PF, V, A)
Network Interface	Ethernet RJ-45, 10 Mbit/s, 100 Mbit/s
Transport/Internet	TCP/IP v4, v6
Network Applications	HTTP/HTTPS Webserver SNMP-V1/V2c/V3 Network Management DHCP for dynamic IP address request from a server on the network. Remote firmware upgrade using FTP.
Touch & Rotatable Digital Display	Touch to rotate / touch to view data screens
Internal RMS Voltage Sensor	Yes
Internal RMS Current Sensor	Yes
Environmental Monitoring	Optional EnviroLok daisy chain temp/humidity (optional - up to 4 sensors). Monitoring accuracy +/- 0.2C and +/- 2% Rh.

MONITORED VERSIONS ONLY



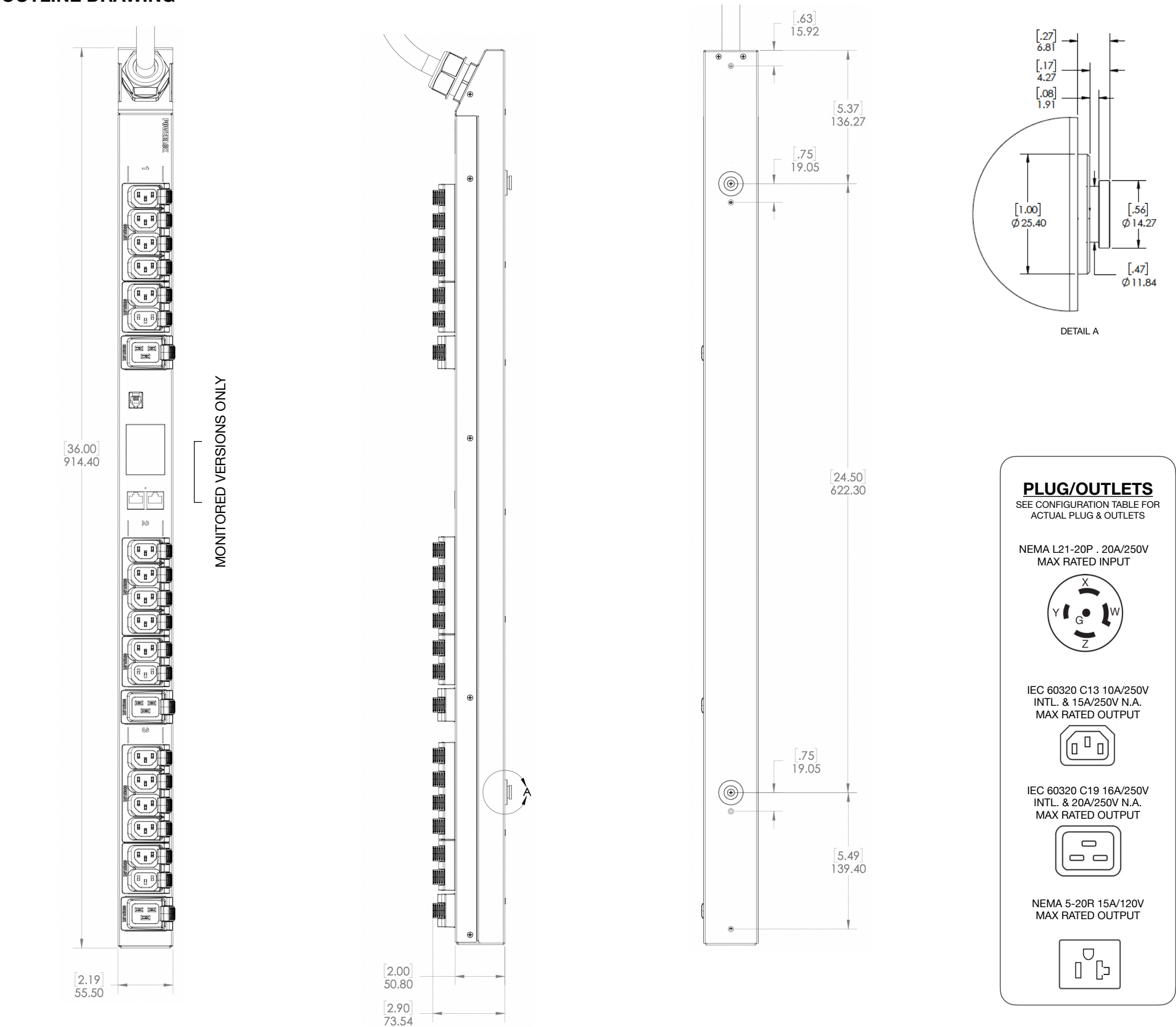
Example receptacle configuration shown. See specific configuration table.

MADE AND ROBOTICALLY SOLDERED IN THE USA

POWERLOK

*CUSTOMER SIGNATURE:	DATE:	UNLESS OTHERWISE SPECIFIED, ALL DIMENSIONS ARE IN MM AND TOLERANCES ARE: X = +/- 0.5 .X = +/- 0.25 .XX = +/- 0.13 X' = +/- 0.5'	Gateview Technologies, Inc.	
*PRIOR TO MANUFACTURING, BUILD MODELS REQUIRE CUSTOMER SIGN-OFF. BY SIGNING, CUSTOMER AGREES THAT THIS ORDER IS NON-CANCELABLE AND NON-RETURNABLE.			TITLE: RACK PDU SPECIFICATION	
			DRAWING NUMBER: SP-PL8351	SHEET: 1 OF 2
THIS SPECIFICATION AND ITS CONTENTS ARE THE PROPERTY OF GATEVIEW TECHNOLOGIES, INC. AND SHALL NOT BE COPIED OR REPRODUCED FOR ANY PURPOSES OTHER THAN APPLICATION OF PRODUCT MANUFACTURED BY GATEVIEW TECHNOLOGIES. THIS DRAWING IS SUBJECT TO CHANGE WITHOUT NOTICE.				

OUTLINE DRAWING



PLUG/OUTLETS

SEE CONFIGURATION TABLE FOR ACTUAL PLUG & OUTLETS

NEMA L21-20P . 20A/250V
MAX RATED INPUT



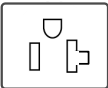
IEC 60320 C13 10A/250V
INTL. & 15A/250V N.A.
MAX RATED OUTPUT



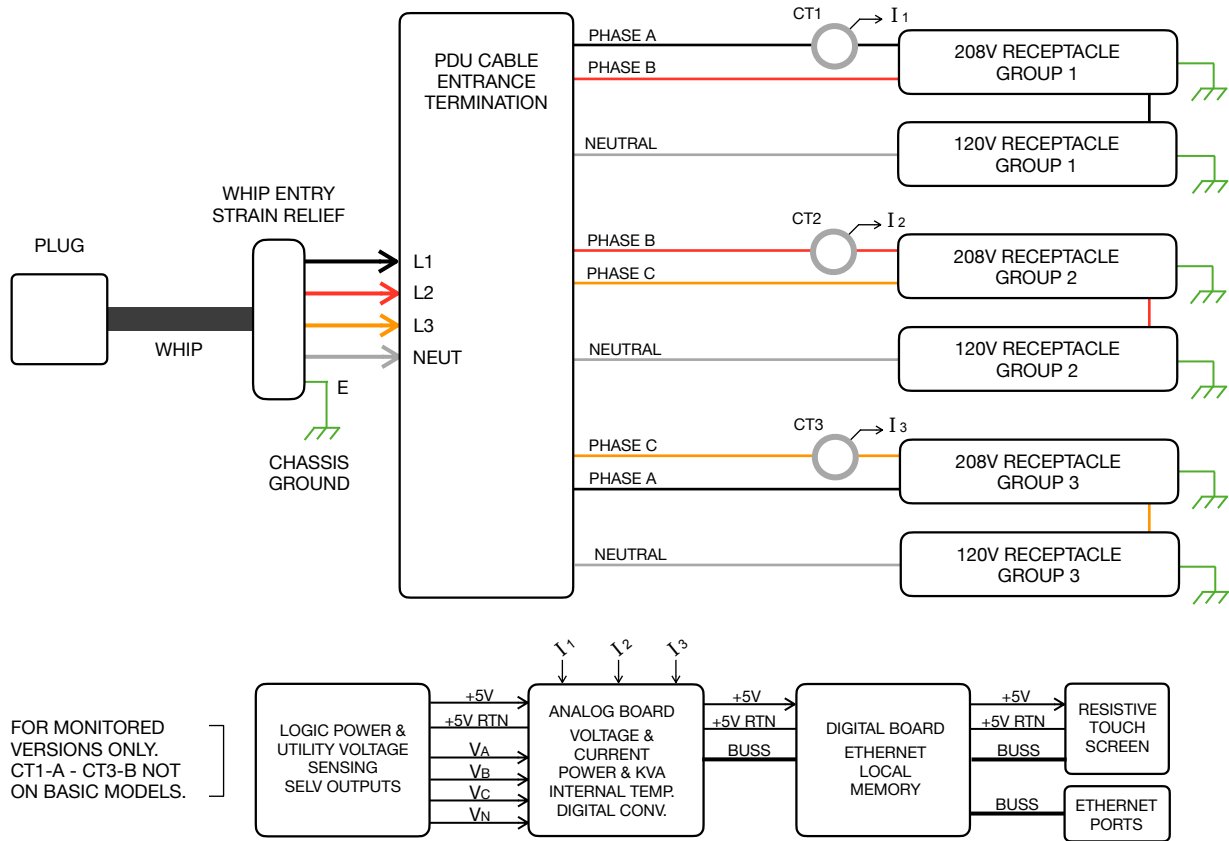
IEC 60320 C19 16A/250V
INTL. & 20A/250V N.A.
MAX RATED OUTPUT



NEMA 5-20R 15A/120V
MAX RATED OUTPUT



PDU WIRING DIAGRAM & RATINGS TABLE



INPUT POWER:	
WHIP TYPE	I2GA 5-WIRE SOOW
VOLTAGE	120/208V WYE 3PH
FREQUENCY	50/60 HZ
RATED AMPS	20A
MAX CONT.AMPS	16A
OUTPUT POWER:	
GROUP 1	PH A-B 16A MAX CONT.
GROUP 2	PH B-C, 16A MAX CONT.
GROUP 3	PH C-A, 16A MAX CONT.

MADE AND ROBOTICALLY SOLDERED IN THE USA

POWERLOK

*CUSTOMER SIGNATURE:	DATE:	UNLESS OTHERWISE SPECIFIED, ALL DIMENSIONS ARE IN MM AND TOLERANCES ARE: X = +/- 0.5 .X = +/- 0.25 .XX = +/- 0.13 X' = +/- 0.5"	Gateview Technologies, Inc.	
*PRIOR TO MANUFACTURING, BUILD MODELS REQUIRE CUSTOMER SIGN-OFF. BY SIGNING, CUSTOMER AGREES THAT THIS ORDER IS NON-CANCELABLE AND NON-RETURNABLE.			TITLE: RACK PDU SPECIFICATION	
			DRAWING NUMBER: SP-PL8351	SHEET: 2 OF 2
THIS SPECIFICATION AND ITS CONTENTS ARE THE PROPERTY OF GATEVIEW TECHNOLOGIES, INC. AND SHALL NOT BE COPIED OR REPRODUCED FOR ANY PURPOSES OTHER THAN APPLICATION OF PRODUCT MANUFACTURED BY GATEVIEW TECHNOLOGIES. THIS DRAWING IS SUBJECT TO CHANGE WITHOUT NOTICE.				