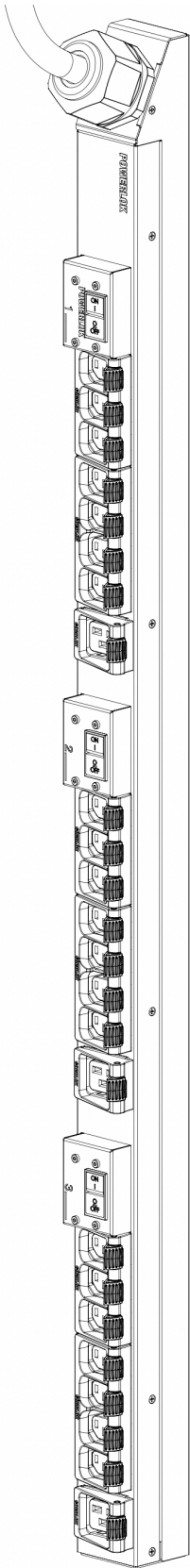


POWERLOK RACK PDU SPECIFICATION



Specific Configurations

COLOR	CARBON		RED		WHITE		BLUE	
WHIP LENGTH	6 FT	10 FT	6 FT	10 FT	6 FT	10 FT	6 FT	10 FT
BASIC MODEL	PL8416B-06C	PL8416B-10C	PL8416B-06R	PL8416B-10R	PL8416B-06W	PL8416B-10W	PL8416B-06B	PL8416B-10B
DESCRIPTION	RACK PDU, 41", 30A 208/240V DELTA 3PH, 27-C13, L15-30P, CORDLOK							
MONITOIRING	NONE							
SWITCHING	NONE							
POWER	30A 208/240V DELTA 3PH (10.0 kW)							
PLUG TYPE	L15-30P							
UNIT LENGTH	41 INCHES							
RECEPTACLES	27-C13							
CORDLOK	YES							

Universal Specification

Over Current Protection	20A UL489 magnetic breakers
Power Whip	See PDU Ratings Table - page 2
Heavy Steel - Powder Coat Color	Per PowerLok specific configuration for color
Rack PDU Type	Vertical Rack-mount
Toolless Mounting: Center Spacing	24.50"
Manufactured in the USA	Yes
Product Warranty	7-year from date of shipment, repair or replace.
Certification/Agency Approvals	TUV Certified to UL/CSA 60950-1 with NOM Addendum for Mexico, FCC Part 15 Class A conformance, RoHS compliant
Operating Environment	0-60C (32-149F), 5-95% relative humidity, 0-10,000ft (0-3000 meters) elevation.
Storage Environment	-25-65C (-13-149F), 5-95% relative humidity, 0-10,000ft (0-3000 meters) elevation.
Chassis Dimensions (LxWxD)	40.98"L x 2.18"W x 2.0"D
Package Dimensions (LxWxD)	49.0"L x 22.0"W x 4.8"D (3&4-Pack), 49.0"L x 11.0"W x 4.8"D (1&2-Pack)
Pallet Dimensions (LxWxD)	49"L x 44"W x 5.0"D
Rack PDU Weight	12.0 lbs.
Packaged Weight (each)	14.0 lbs.

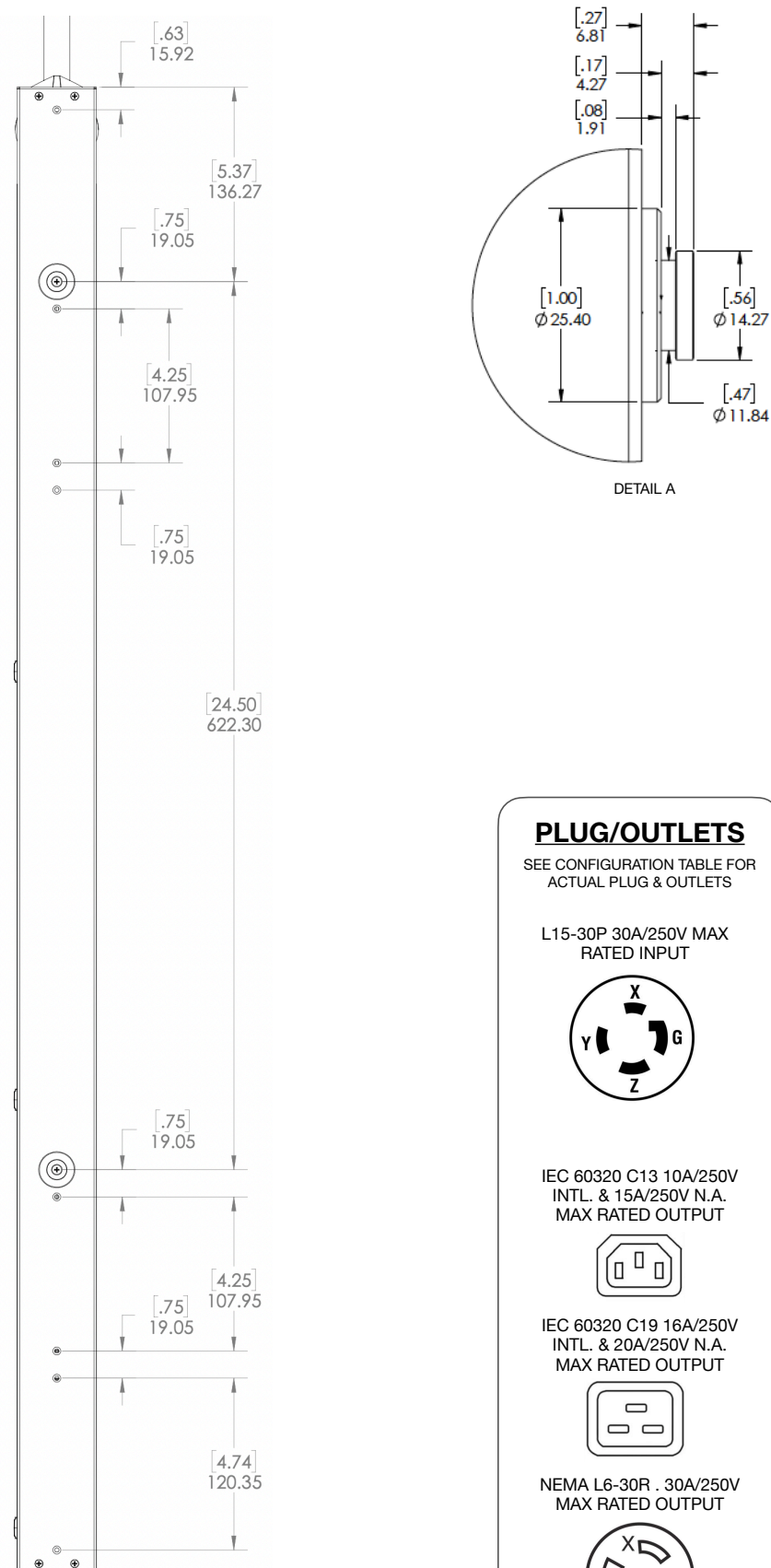
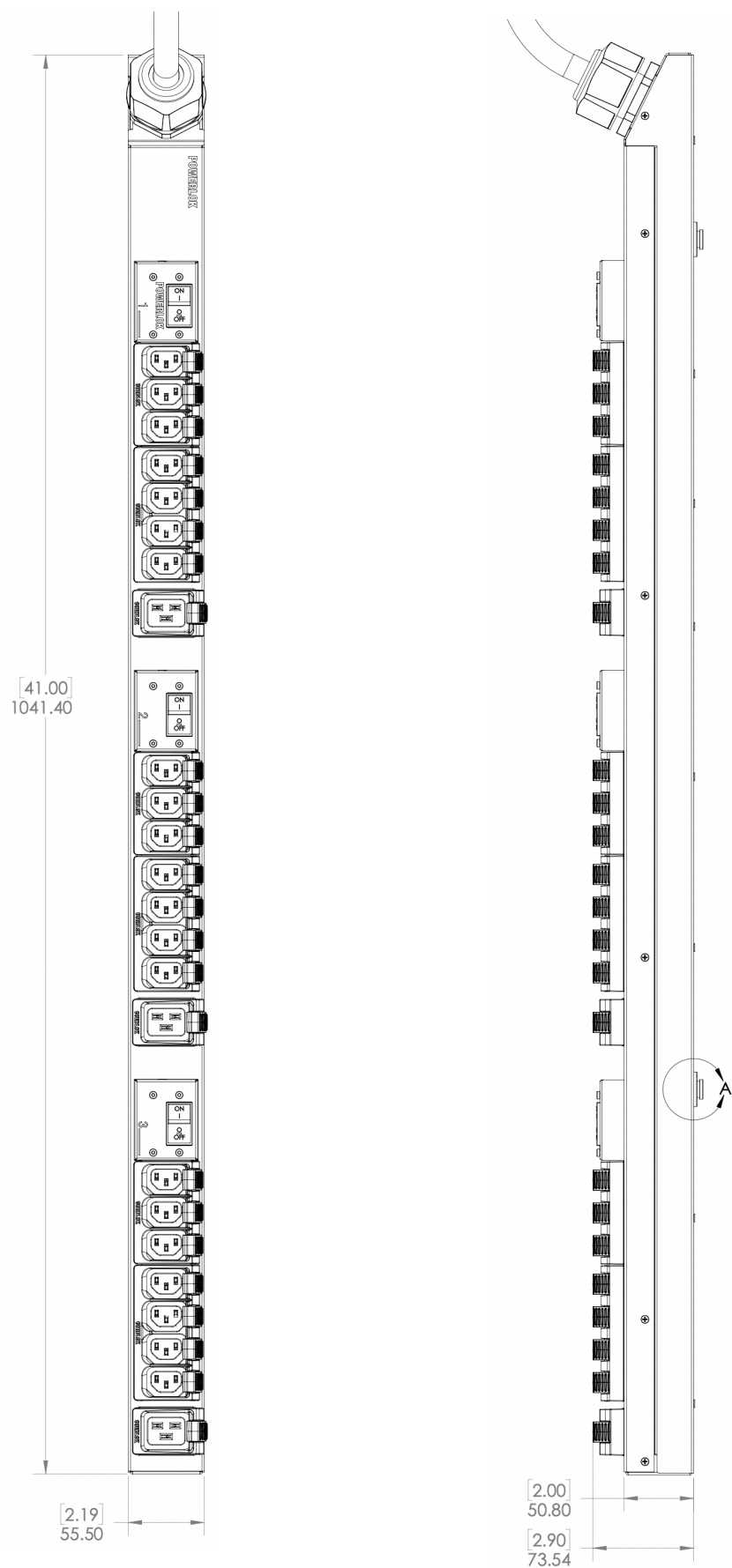
Example receptacle configuration shown. See specific configuration table.

MADE AND ROBOTICALLY SOLDERED IN THE USA

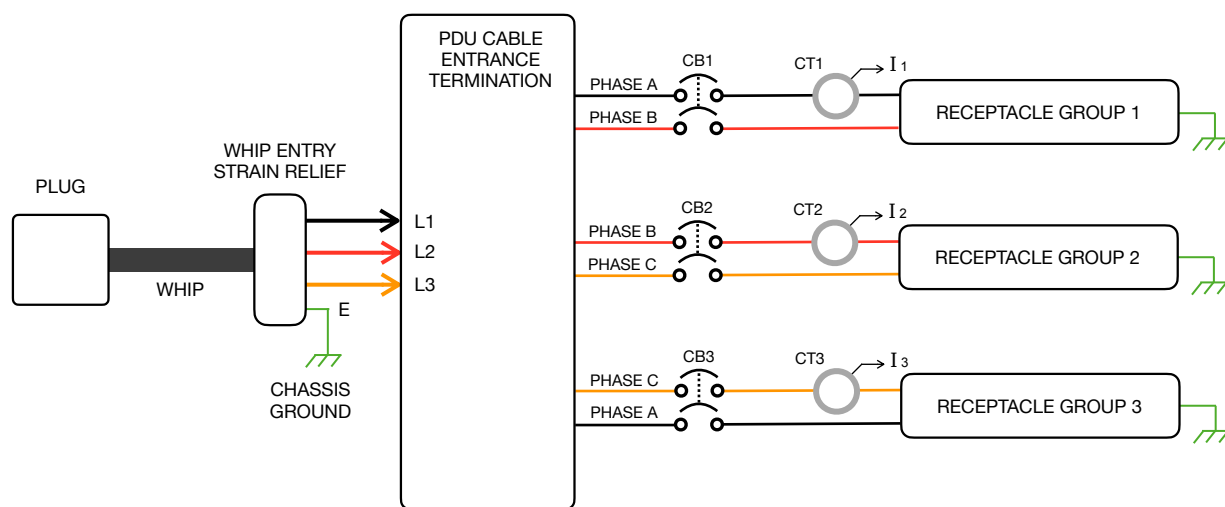
POWERLOK

*CUSTOMER SIGNATURE:	DATE:	UNLESS OTHERWISE SPECIFIED, ALL DIMENSIONS ARE IN MM AND TOLERANCES ARE: X = +/- 0.5 .X = +/- 0.25 .XX = +/- 0.13 X' = +/- 0.5"	Gateview Technologies, Inc.	
*PRIOR TO MANUFACTURING, BUILD MODELS REQUIRE CUSTOMER SIGN-OFF. BY SIGNING, CUSTOMER AGREES THAT THIS ORDER IS NON-CANCELABLE AND NON-RETURNABLE.			TITLE: RACK PDU SPECIFICATION	
			DRAWING NUMBER: SP-PL8416	SHEET: 1 OF 2
THIS SPECIFICATION AND ITS CONTENTS ARE THE PROPERTY OF GATEVIEW TECHNOLOGIES, INC. AND SHALL NOT BE COPIED OR REPRODUCED FOR ANY PURPOSES OTHER THAN APPLICATION OF PRODUCT MANUFACTURED BY GATEVIEW TECHNOLOGIES. THIS DRAWING IS SUBJECT TO CHANGE WITHOUT NOTICE.				

OUTLINE DRAWING



PDU WIRING DIAGRAM & RATINGS TABLE



INPUT POWER:	
WHIP TYPE	10GA 4-WIRE SOOW
VOLTAGE	208/240V DELTA 3PH
FREQUENCY	50/60 HZ
RATED AMPS	30A
MAX CONT.AMPS	24A
OUTPUT POWER:	
GROUP 1	PH A-B, 16A MAX CONT.
GROUP 2	PH B-C, 16A MAX CONT.
GROUP 3	PH C-A, 16A MAX CONT.

MADE AND ROBOTICALLY SOLDERED IN THE USA

POWERLOK

*CUSTOMER SIGNATURE:	DATE:	UNLESS OTHERWISE SPECIFIED, ALL DIMENSIONS ARE IN MM AND TOLERANCES ARE: $X = \pm 0.5$ $X = \pm 0.25$ $.XX = \pm 0.13$ $X'' = \pm 0.5''$	Gateview Technologies, Inc.	
*PRIOR TO MANUFACTURING, BUILD MODELS REQUIRE CUSTOMER SIGN-OFF. BY SIGNING, CUSTOMER AGREES THAT THIS ORDER IS NON-CANCELABLE AND NON-RETURNABLE.			TITLE: RACK PDU SPECIFICATION	
			DRAWING NUMBER: SP-PL8416	SHEET: 2 OF 2
THIS SPECIFICATION AND ITS CONTENTS ARE THE PROPERTY OF GATEVIEW TECHNOLOGIES, INC. AND SHALL NOT BE COPIED OR REPRODUCED FOR ANY PURPOSES OTHER THAN APPLICATION OF PRODUCT MANUFACTURED BY GATEVIEW TECHNOLOGIES. THIS DRAWING IS SUBJECT TO CHANGE WITHOUT NOTICE.				