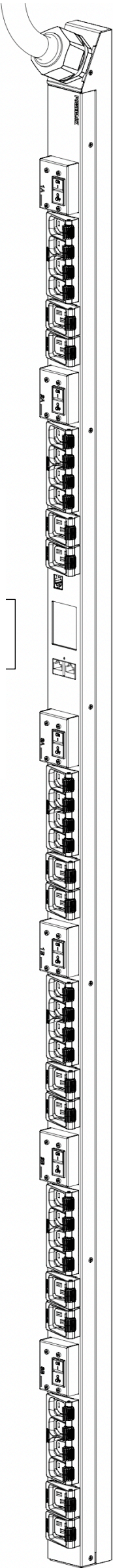


POWERLOK RACK PDU SPECIFICATION

MONITORED VERSIONS ONLY



Specific Configurations								
COLOR	CARBON		RED		WHITE		BLUE	
WHIP LENGTH	6 FT	10 FT	6 FT	10 FT	6 FT	10 FT	6 FT	10 FT
SWITCHED READY MODEL	PL8521S-06C	PL8521S-10C	PL8521S-06R	PL8521S-10R	PL8521S-06W	PL8521S-10W	PL8521S-06B	PL8521S-10B
MONITORED MODEL	PL8521M-06C	PL8521M-10C	PL8521M-06R	PL8521M-10R	PL8521M-06W	PL8521M-10W	PL8521M-06B	PL8521M-10B
BASIC MODEL	PL8521B-06C	PL8521B-10C	PL8521B-06R	PL8521B-10R	PL8521B-06W	PL8521B-10W	PL8521B-06B	PL8521B-10B
DESCRIPTION	RACK PDU, 72", 50A 208/240V DELTA 3PH, 30-C19, CS8365C, CORDLOK							
POWER	50A 208/240V DELTA 3PH (14.4 kW)							
PLUG TYPE	CS8365C							
UNIT LENGTH	72 INCHES							
RECEPTACLES	30-C19							
CORDLOK	YES							

Universal Specification	
Over Current Protection	20A UL489 magnetic breakers
Power Whip	See PDU Ratings Table - page 2
Heavy Steel - Powder Coat Color	Per PowerLok specific configuration for color
Rack PDU Type	Vertical Rack-mount
Toolless Mounting: Center Spacing	61.25"
Manufactured in the USA	Yes
Product Warranty	7-year from date of shipment, repair or replace.
Certification/Agency Approvals	TUV Certified to UL/CSA 60950-1 with NOM Addendum for Mexico, FCC Part 15 Class A conformance, RoHS compliant
Operating Environment	0-60C (32-149F), 5-95% relative humidity, 0-10,000ft (0-3000 meters) elevation.
Storage Environment	-25-65C (-13-149F), 5-95% relative humidity, 0-10,000ft (0-3000 meters) elevation.
Chassis Dimensions (LxWxD)	72.0"L x 2.18"W x 2.0"D
Package Dimensions (LxWxD)	80.0"L x 22.0"W x 4.8"D (3&4-Pack), 80.0"L x 11.0"W x 4.8"D (1&2-Pack)
Pallet Dimensions (LxWxD)	82"L x 44"W x 5.0"D
Rack PDU Weight	18.3 lbs.
Packaged Weight (each)	20.3 lbs.
Monitored & Switched Versions Only	
MONITORING TYPE:	REMOTE & TOUCHSCREEN DISPLAY, ENVIROLOK READY. SWITCHED READY
Monitoring Accuracy	Voltage: +/- 0.5% at nominal. Current: within 0.5% from 1A to 30A typical. +/-1% of measurement from 500mA to 30A.
Total Unit & Group Monitoring	Aggregate (kWh, W, VA) plus Phase: A, B, C Line Currents, plus Group: 1, 2, 3 Monitoring (kWh, W, VA, PF, V, A)
Network Interface	Ethernet RJ-45, 10 Mbit/s, 100 Mbit/s
Transport/Internet	TCP/IP v4, v6
Network Applications	HTTP/HTTPS Webserver SNMP-V1/V2c/V3 Network Management DHCP for dynamic IP address request from a server on the network. Remote firmware upgrade using FTP.
Touch & Rotatable Digital Display	Touch to rotate / touch to view data screens
Internal RMS Voltage Sensor	Yes
Internal RMS Current Sensor	Yes
Environmental Monitoring	Optional EnviroLok daisy chain temp/humidity (optional - up to 4 sensors). Monitoring accuracy +/- 0.2C and +/- 2% Rh.

Example receptacle configuration shown. See specific configuration table.

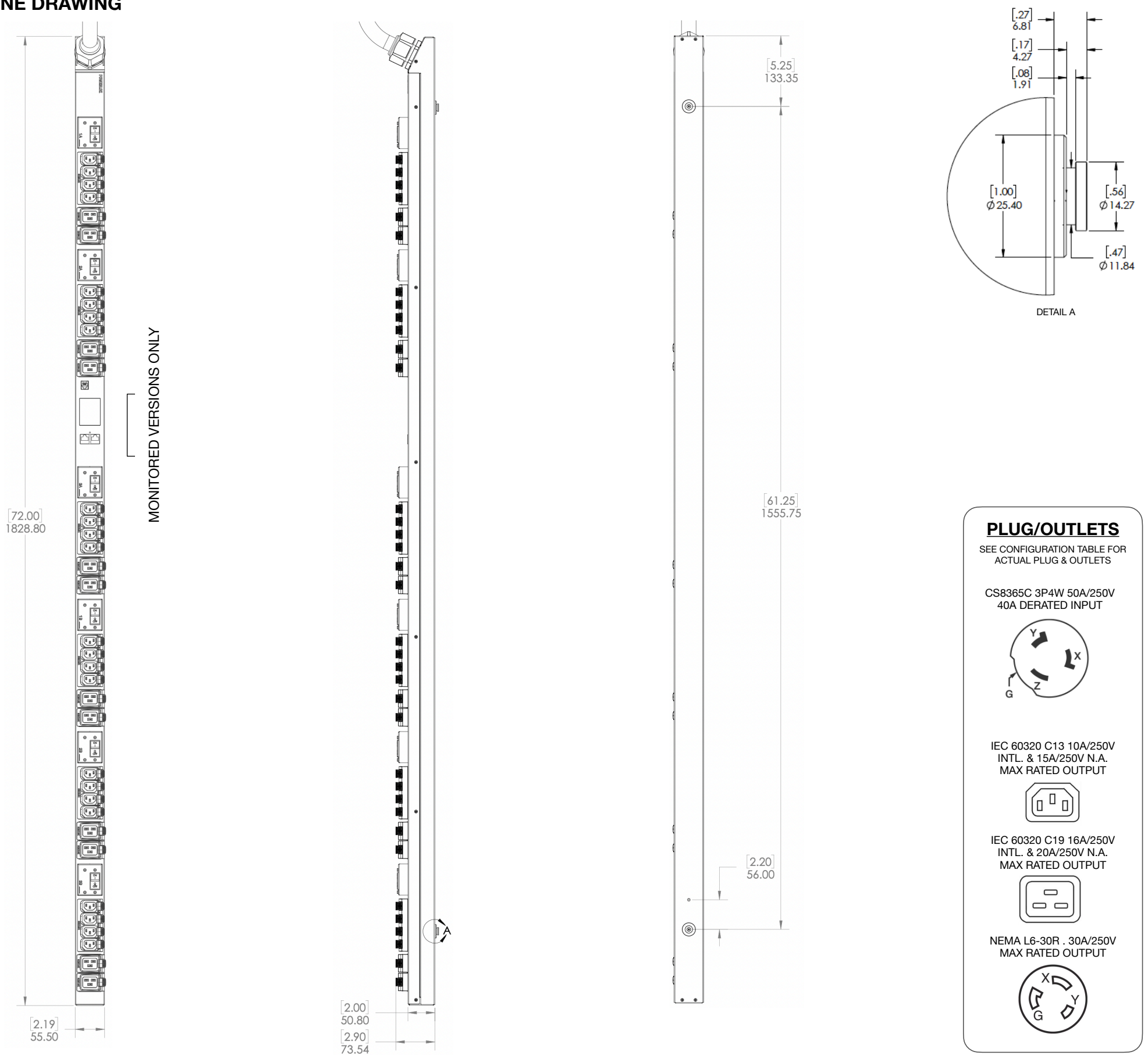
MADE AND ROBOTICALLY SOLDERED IN THE USA

*CUSTOMER SIGNATURE:	DATE:	UNLESS OTHERWISE SPECIFIED, ALL DIMENSIONS ARE IN MM AND TOLERANCES ARE: X = +/- 0.5 .X = +/- 0.25 .XX = +/- 0.13 X' = +/- 0.5"	Gateview Technologies, Inc.	
*PRIOR TO MANUFACTURING, BUILD MODELS REQUIRE CUSTOMER SIGN-OFF. BY SIGNING, CUSTOMER AGREES THAT THIS ORDER IS NON-CANCELABLE AND NON-RETURNABLE.			TITLE: RACK PDU SPECIFICATION	
			DRAWING NUMBER: SP-PL8521	SHEET: 1 OF 2

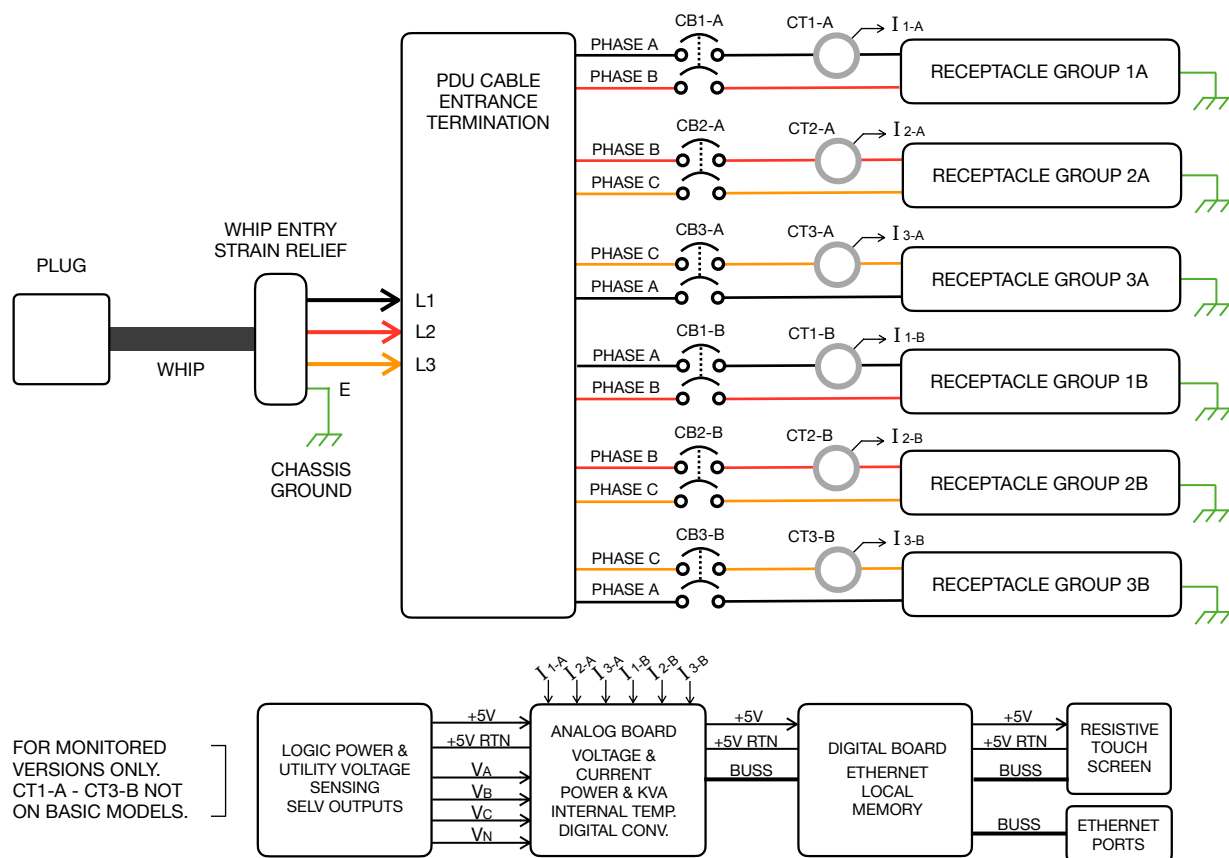
THIS SPECIFICATION AND ITS CONTENTS ARE THE PROPERTY OF GATEVIEW TECHNOLOGIES, INC. AND SHALL NOT BE COPIED OR REPRODUCED FOR ANY PURPOSES OTHER THAN APPLICATION OF PRODUCT MANUFACTURED BY GATEVIEW TECHNOLOGIES. THIS DRAWING IS SUBJECT TO CHANGE WITHOUT NOTICE.

POWERLOK

OUTLINE DRAWING



PDU WIRING DIAGRAM & RATINGS TABLE



INPUT POWER:	
WHIP TYPE	6GA 4-WIRE SOOW TYPE W
VOLTAGE	208/240V DELTA 3PH
FREQUENCY	50/60 HZ
RATED AMPS	50A
MAX CONT.AMPS	40A
OUTPUT POWER:	
GROUP 1A	PH A-N, 16A MAX CONT.
GROUP 2A	PH A-N, 16A MAX CONT.
GROUP 3A	PH B-N, 16A MAX CONT.
GROUP 1B	PH B-N, 16A MAX CONT.
GROUP 2B	PH C-N, 16A MAX CONT.
GROUP 3B	PH C-N, 16A MAX CONT.

MADE AND ROBOTICALLY SOLDERED IN THE USA

*CUSTOMER SIGNATURE:	DATE:	UNLESS OTHERWISE SPECIFIED, ALL DIMENSIONS ARE IN MM AND TOLERANCES ARE: $X = \pm 0.5$ $.X = \pm 0.25$ $.XX = \pm 0.13$ $X' = \pm 0.5"$	Gateview Technologies, Inc.	
*PRIOR TO MANUFACTURING, BUILD MODELS REQUIRE CUSTOMER SIGN-OFF. BY SIGNING, CUSTOMER AGREES THAT THIS ORDER IS NON-CANCELABLE AND NON-RETURNABLE.			TITLE: RACK PDU SPECIFICATION	
			DRAWING NUMBER: SP-PL8521	SHEET: 2 OF 2
THIS SPECIFICATION AND ITS CONTENTS ARE THE PROPERTY OF GATEVIEW TECHNOLOGIES, INC. AND SHALL NOT BE COPIED OR REPRODUCED FOR ANY PURPOSES OTHER THAN APPLICATION OF PRODUCT MANUFACTURED BY GATEVIEW TECHNOLOGIES. THIS DRAWING IS SUBJECT TO CHANGE WITHOUT NOTICE.				